

# Mobile Deposit

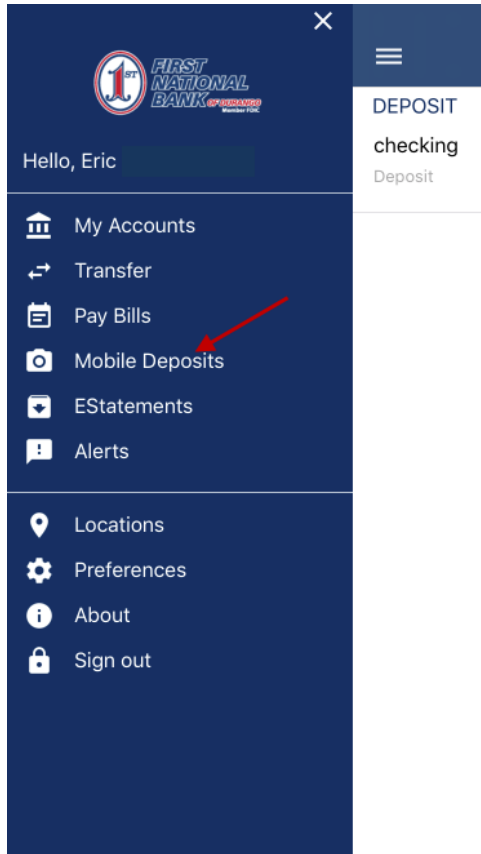
Brought to you by  
First National Bank of Durango!



**FIRST  
NATIONAL  
BANK** OF DURANGO



# Accessing Mobile Deposit



Sign into your  
First National Bank of Durango  
Mobile Banking App  
on your smart phone,  
then tap Mobile Deposits.



**FIRST  
NATIONAL  
BANK** OF DURANGO



# User Registration

Complete the fields for  
User Registration,  
then tap return.

The screenshot shows a mobile application interface for 'Remote Deposit'. At the top, the status bar displays 'AT&T', '8:07 AM', and '73%' battery. Below the status bar is a dark blue header with a hamburger menu icon and the text 'Remote Deposit'. The main content area is titled 'User Registration' and contains four text input fields, each with a red circle around it to indicate they need to be filled out. The fields are labeled 'First Name', 'Last Name', 'Email', and 'Confirmed Email'. Below the form is a standard QWERTY keyboard with a red circle around the 'return' key.

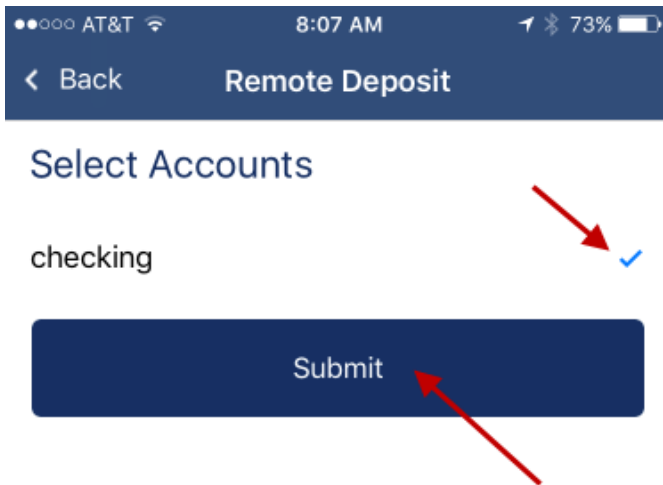


**FIRST  
NATIONAL  
BANK** OF DURANGO



# Select Accounts

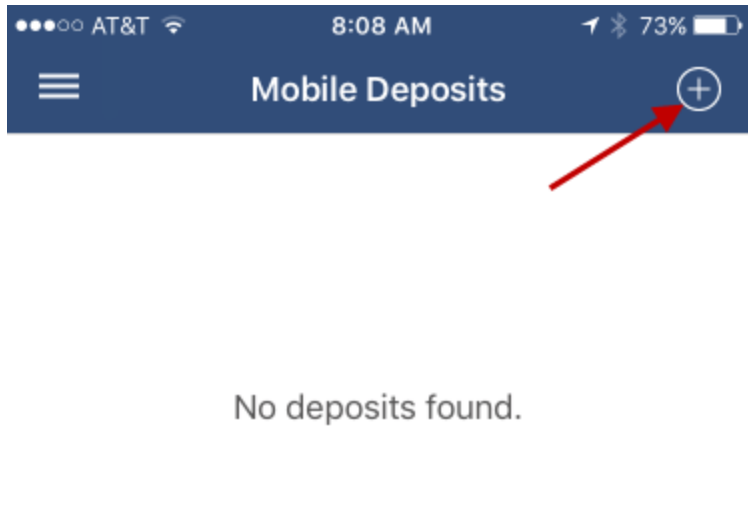
Select which accounts you want to access for Mobile Deposit, then tap Submit.



**FIRST  
NATIONAL  
BANK** OF DURANGO



# Mobile Deposits



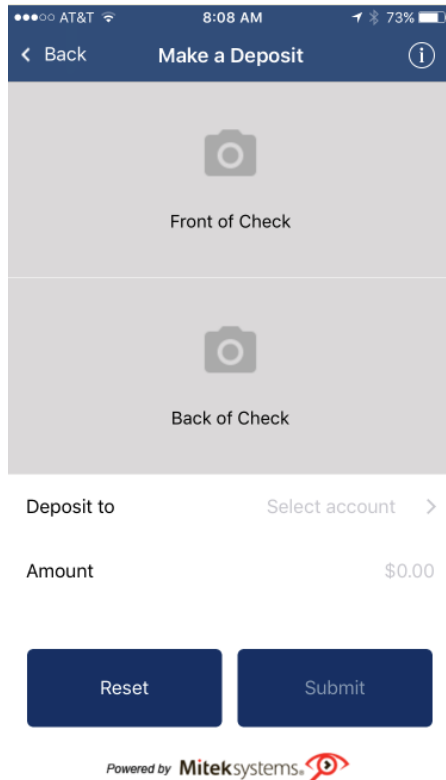
You are now able to  
make a  
Mobile Deposit!  
Press the + icon.



**FIRST  
NATIONAL  
BANK** OF DURANGO



# Making a deposit – Front of Check



To take a picture of the front of your check, tap Front of Check.

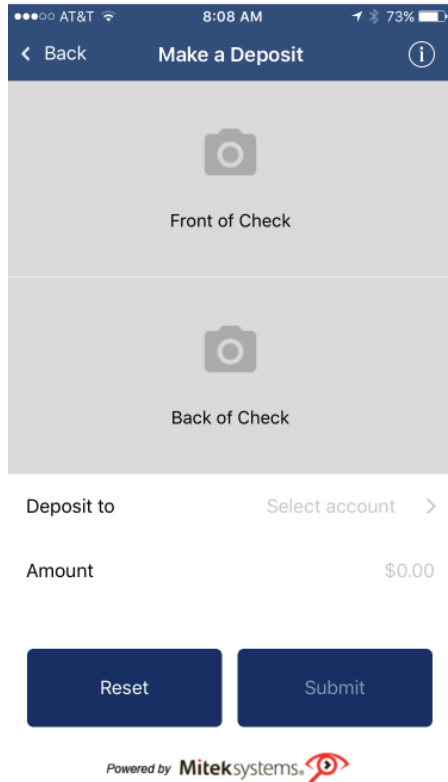
Be sure to lay the check on a flat surface in a well lit area.



**FIRST  
NATIONAL  
BANK** OF DURANGO



# Making a deposit – Back of Check



To take a picture of the back of your check, tap Back of Check.

Sign your name on the back of the check then lay it on a flat surface in a well lit area.

Remember, writing 'For Deposit Only' is not a proper endorsement.



**FIRST  
NATIONAL  
BANK** OF DURANGO



# Making a deposit – Deposit To

AT&T 8:08 AM 73%

< Back Make a Deposit ⓘ

Front of Check

Back of Check

Deposit to Select account >

Amount \$0.00

Reset Submit

Powered by Mitek systems

Tap 'Deposit to' and choose the account you wish to deposit the check into.



**FIRST  
NATIONAL  
BANK** OF DURANGO





# Making a deposit – Amount

AT&T 8:08 AM 73%

< Back Make a Deposit ⓘ

Front of Check

Back of Check

Deposit to Select account >

Amount \$0.00

Reset Submit

Powered by Mitek systems

Tap the Amount field to enter the ‘written’ amount of the check, then tap Submit.



**FIRST  
NATIONAL  
BANK** OF DURANGO



# Success!

•••• AT&T LTE 12:01 PM 60%

**Deposit Confirmation**

Status	Successful
Transaction ID	806483
Deposit to	checking
Name	Check Deposit
Date	July 26, 2017
Amount	\$1.00

[Deposit another](#) [Finish](#)

Thank you for using  
First National Bank  
of Durango's  
Mobile Deposit!



**FIRST  
NATIONAL  
BANK** OF DURANGO



# For more information on Mobile Deposit or Mobile Banking, visit us @ [fnbdurango.com](http://fnbdurango.com)

## **Disclaimer/Waiver of Claims**

Acrobat and Reader are registered trademarks of Adobe Systems Incorporated in the United States and in other countries. THIS PRODUCT IS NOT ENDORSED OR SPONSORED BY ADOBE SYSTEMS INCORPORATED, PUBLISHER OF ACROBAT READER.

Procedures outlined in this guide can and do change and may not be applicable to all readers. The content in this guide is not warranted to offer a particular result or benefit. Neither the author, publisher, nor First National Bank of Durango shall be liable for any damages arising out of the use of this guide, or the services described herein, including but not limited to loss of profit, commercial, special, incidental or other damages, and the customer waives any claim for damages arising out of the use of such services. For complete product or service information, please refer to terms, conditions, and disclosures for each product and service.



**FIRST  
NATIONAL  
BANK** OF DURANGO

